



ATEX RACON

RBM-3-Ex



The RBM-3-Explosion Proof is a latest-generation (frequency-agile) Radar Beacon, which works in the marine X and S radar bands, with ATEX Classification to be installed in hazardous areas, such as offshore platforms.

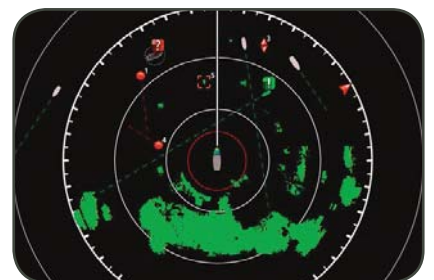
The RBM-3-Ex benefits from the latest electronic technologies applied to AtoN radar systems, such as field programmable arrays and programmable timers.


The Racon actively answers all active radars in the vicinity with a user programmed Morse code which identifies its location by appearing on the radar display.

Designed according to IALA Recommendations and IMO Standards.

FEATURES

- ✓ ATEX Classification: Group II, Category 2. Suitable for installation in explosive atmospheres, classified for Zone 1 and Zone 2.
- ✓ Response on X and S bands.
- ✓ Advanced Side-Lobe Suppression system (SLS) to better discriminate the genuine pulses to be responded.
- ✓ The length of the Morse code response matches the display range setting by programming the duration of the answer according to the pulse length before installation.
- ✓ Transmitter power: 1W in both bands.
- ✓ Configurable receptor sensitivity.
- ✓ RS-232 communication serial port.
- ✓ Configuration via PC.
- ✓ Wide power supply range.
- ✓ Low power consumption.
- ✓ Light weight.
- ✓ Maintenance free.

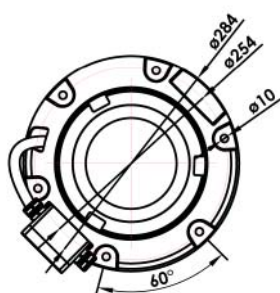
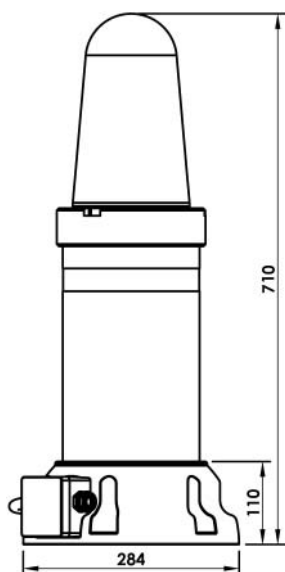


 II 2G Ex de IIB T6 Gb

ATEX RACON RBM-3-Ex



Specifications subject to change without previous notice.



Specifications	
Response encoding:	13 nos. Morse codes, according IMO A530. (Others under request).
Output power:	Typical 1W (X and S bands).
Response delay:	<700 ns (X and S bands).
Speed response (each band):	10 KHz.
Azimuth response:	360°.
Communications and programming:	RS-232 serial port. 3 nos. logic outputs. 1 nos. logic input.
Programmable activity:	0 to 60 seconds.
Programmable idle mode:	0 to 60 seconds.
Side-Lobe Suppression (SLS):	Advanced.
Temperature range:	From -20° to +60°C.
Materials:	AISI316 stainless steel and polyamide.
Watertightness degree:	IP 67.
Weight:	35 kg.
Fixings:	6 nos. Ø10 drill holes each 60° in a 254mm diameter.

Frequency range	
X band:	9.300-9.500 MHz.
S band:	2.900-3.100 MHz.

Receptor sensitivity (adjustable)	
X band:	-35 dBm.
S band:	-35 dBm.

Antenna	
Broadcasting uniformity:	±2 dB in X+S bands over 360° (horizontal).
Vertical divergence:	±15°.

Polarisation	
X band:	Horizontal.
S band:	Horizontal and vertical.

Power supply voltage	
Nominal:	12V d.c.
Minimum:	10V d.c.
Maximum:	32V d.c.

Power consumption	
Average nominal:	100 mA.
Maximum:	700 mA.
Idle:	<20 mA.

Standards and Methods of Protection
General requirements: EN 60079-0 Standard.
Equipment protection by Increased Safety: "e", EN 60079-7 Standard.
Equipment protection by Flameproof Enclosure: "d", EN 60079-1 Standard.
Temperature Class: T6. 85°C.
Protection against Gas: (G).

Accessories
Programming cable.
Power supply cable.
User manual.



MEDITERRÁNEO SEÑALES MARÍTIMAS, S.L.L.
mesemar@mesemar.com • www.mesemar.com

